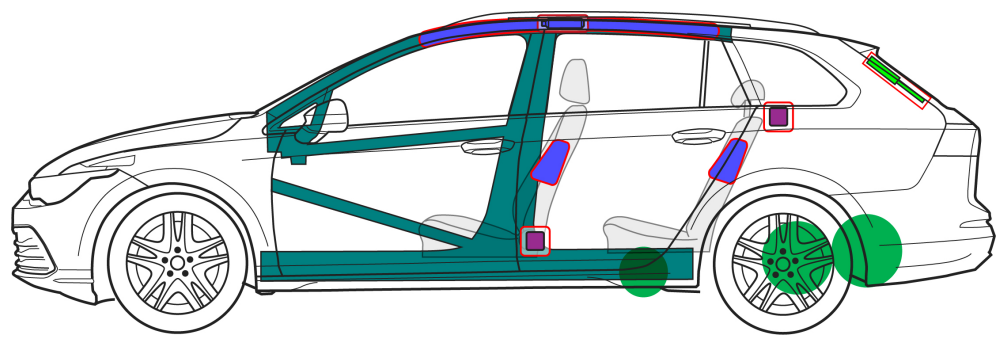
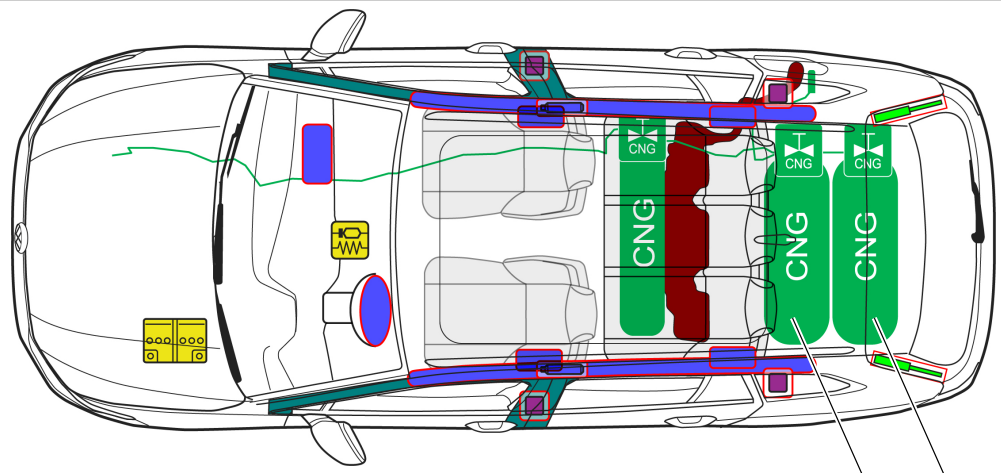




Volkswagen Golf TGI

Stationwagon, as of 2020



C

Note: The illustration shows the maximum possible range of

	Airbag		Stored gas inflator		Seat belt pretensioner		SRS control unit		Pedestrian protection active system
	Automatic rollover protection system		Gas strut / preloaded spring		High-strength zones		Special attention		
	Battery pack, low-voltage		Ultracapacitor, low-voltage		Fuel tank		Gas tank		Safety valve
	Battery pack, high-voltage		High-voltage power cable		High-voltage disconnect		Fuse box, disabling high-voltage system		Ultracapacitor, high-voltage
	Fuel tank, petrol		CNG gas tank		CNG shut-off valve		Carbon structure		



Volkswagen Golf TGI

Stationwagon, as of 2020

1. Identification / recognition


Gas filler neck




2. Immobilisation / stabilisation / lifting


Immobilise the vehicle


Press the parking brake.



Lifting points



 Suitable lifting points

 Gas tanks

3. Disable direct hazards / safety regulations

Turn off the ignition



Press the START-STOP button without depressing the brake pedal




A key card or a smartphone app can also be used instead of a remote control key.


Manually shut off gas tanks



Remove tank covers



Localise the gas tank shut-off valves



Turn the shut-off valve clockwise to the stop with a size 5 open-jaw or ring spanner





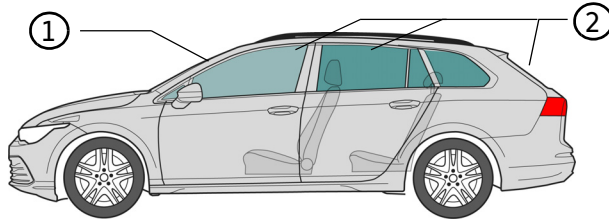
Volkswagen Golf TGI

Stationwagon, as of 2020

Disconnect the 12-volt battery



4. Access to the occupants



Glass types:

- ① Laminated safety glass
- ② Toughened safety glass

5. Stored energy / liquids / gases / solids



max. 260 bar



9 l

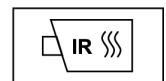


12 V

6. In case of fire



The gas tank excess pressure relief mechanisms open at approx. 110°C (blow-off noise). The tanks are emptied after approx. 90 seconds. Wear suitable safety equipment.



7. In case of submersion

Allow the water to drain off after the vehicle has been recovered. If gas escapes, close the tank shutoff valves (see Section 3).

8. Towing / transportation / storage

Make sure that the gas tanks are not damaged when towing or parking the vehicle. If gas escapes, close the tank shut-off valves (see Section 3).

















Volkswagen Golf TGI

Stationwagon, as of 2020

9. Important additional information

10. Explanation of pictograms used

 flammable	 explosive	 Hazards to the human health	 Environmental hazard	 Gases under pressure	 Petrol vehicle	 CNG vehicle	 Gas line
 Use lots of water to extinguish the fire	 Use wet foam to extinguish the fire	 Use powder to extinguish the fire	 Release the bonnet	 Use thermal Infrared camera	 Remove smart key		